

TRAVIS COUNTY ESD #3 BOARD MEETING

TABLE OF CONTENTS

May 23, 2022

1. Agenda	page 1
2. Minutes from April 25, 2022	pages 2-3
3. Treasurer's Report	pages 4 – 14
4. Payments over \$2,000	page 15
5. Sales Tax Statistics	pages 16 – 24
6. Chief's Monthly Status Report	pages 25 – 27

NOTICE IS HEREBY GIVEN that the Board of Emergency Services Commissioners of Travis County Emergency Services District No. 3 (TCESD3) will hold a regular meeting at 7:00 p.m. on Monday, May 23, 2022 in the Community Room of TCESD3 Station 302 located at 4111 Barton Creek Blvd., Austin, Travis County, Texas. The subject of and matters to be considered at said meeting include, among other business, the following:

1. Call to order.
2. Proof of quorum.
3. General visitor communications: Receive comments from visitors.
4. Discussion and action on possible amendments to 2021-22 Budget; the District reserves the right to go into Closed Meeting on this item under Section 551.071 of the Texas Government Code.
5. Review and approve the minutes of the April 25, 2022 Districts regular meeting.
6. Review and approval of the Treasurers' monthly report for April 2022.
7. Approve payments over \$2,000 from April 21st to May 19, 2022.
8. Review Sales Tax Statistics
9. Review of Chief's Monthly Status Reports
 1. Significant incident runs;
 2. Statistics;
 3. Special Project Updates
10. Other Business:
 1. Report on any ESDCC activities. Announcement of the next ESDCC meeting dates.
 2. Commissioner Announcements (no action will be taken on any such announcements).
11. Announcement of future meeting dates of the Board of ESD 03 Commissioners.
12. Adjourn.

By: _____ Herb Holloway, Business Manager

NOTE: The Board of Emergency Services Commissioners reserves the right to adjourn into Closed Meeting at any time during the course of this meeting to discuss any of the agenda items listed above as authorized by Texas Government Code, Section 551.071 (Consultation with Attorney), 551.072 (Deliberations about Real Property), 551.073 (Deliberations about Gifts and Donations), 551.074 (Personnel Matters), and 551.076 (Deliberations about Security Devices) or other applicable law. Travis County Emergency Services District Number 3 is committed to compliance with the Americans with Disabilities Act. Reasonable modification and equal access to communications will be provided upon request. Please call the District Administrative Office at 288-5534 for information. Hearing impaired or speech disabled persons equipped with telecommunication devices for the deaf may call the statewide Relay Program at 1-800-735-2988 or by dialing '711'. Visitor Communications are regular agenda items at monthly meetings of the Board of Emergency Services Commissioners of Travis County Emergency Services District Number 3. Visitors who wish to speak under Visitor's Communications must sign up before the meeting is called to order. Each person, organization or group wishing to address the Board will be allowed a maximum of three (3) minutes to speak on items on the agenda or other business of the District. Speakers may register in person at the posted location of the meeting, starting 30 minutes prior to the start of the meeting and using the form provided. The speaker will give his/her name, address, organizational affiliation, if any, and indicate the subject he/she intends to address. The Board welcomes citizen comment on any issue, but the Open Meetings Act prohibits any board action on issues not posted on the agenda. The District reserves the right to terminate any presentation by a speaker if it is disruptive of the good conduct of the meeting, or is in violation of law.

The undersigned affirms and states that he posted or caused to be posted a true and correct copy of the foregoing notice at a place convenient to the public at the Travis County ESD3 Administrative Office, 4111 Barton Creek Boulevard, Travis County, Texas, a location within said Travis County Emergency Services District Number 3 at _____ .M. on May 19, 2022.

By: _____ Herb Holloway, Business Manager

Minutes of Travis County Emergency Services District #3

April 25, 2022

Attached to and incorporated into these minutes is a copy of the official agenda for the April 25, 2022 meeting.

Under Agenda Items 1 & 2: Commissioner President Edd New called the Travis County Emergency Services District #3 (TCESD# 3, the District) Board of Commissioners' regular meeting to order at 7:01 p.m. A quorum was established with Commissioners John Villanacci, Carroll Knight, David Detwiler and Matt Escobedo in attendance. Fire department personnel present at the meeting included: Chief Wittig, Business Manager Holloway and Battalion Chief Torres.

Under Agenda Item 3: There were no comments from any TCESD#3 employees or visitors.

Under Agenda Item 4: The Minutes of the March 28th REGULAR meeting were reviewed. Commissioner Knight moved to approve. Commissioner Escobedo seconded the motion, which carried unanimously.

Under Agenda Item 5: The Minutes of the April 20th SPECIAL meeting were reviewed. Commissioner Escobedo moved to approve. Commissioner Villanacci seconded the motion, which carried unanimously.

Under Agenda Item 6: The Treasurers Report ending March 2022 was reviewed. . Commissioner Villanacci moved to approve the report. Commissioner Detwiler seconded the motion, which carried unanimously.

Under Agenda Item 7: Checks over \$2,000 from March 25th to April 21, 2022 were reviewed. Commissioner Villanacci moved to approve. Commissioner Detwiler seconded the motion, which carried unanimously.

Under Agenda Item 8: Sales Tax Statistics were reviewed.

Under Agenda Item 9: Chief Wittig presented the Monthly Status Report.

Under Agenda Item 10: There were no ESDCC meetings scheduled in the near term.

Under Agenda Item 11: It was announced that the next REGULAR Board meetings of TCESD#3 would be held on May 23rd, June 27th and July 25, 2022 at Station 302.

Under Agenda Item 12: Meeting was adjourned at 8:00 p.m.

NOTICE IS HEREBY GIVEN that the Board of Emergency Services Commissioners of Travis County Emergency Services District No. 3 (TCESD3) will hold a regular meeting at 7:00 p.m. on Monday, April 25, 2022 in the Community Room of TCESD3 Station 302 located at 4111 Barton Creek Blvd., Austin, Travis County, Texas. The subject of and matters to be considered at said meeting include, among other business, the following:

1. Call to order.
2. Proof of quorum.
3. General visitor communications: Receive comments from visitors.
4. Review and approve the minutes of the March 28, 2022 Districts regular meeting.
5. Review and approve the minutes of the April 20, 2022 Districts special meeting.
6. Review and approval of the Treasurers' monthly report for March 2022.
7. Approve payments over \$2,000 from March 25 to April 21, 2022.
8. Review Sales Tax Statistics
9. Review of Chief's Monthly Status Reports
 1. Significant incident runs;
 2. Statistics;
 3. Special Project Updates
10. Other Business:
 1. Report on any ESDCC activities. Announcement of the next ESDCC meeting dates.
 2. Commissioner Announcements (no action will be taken on any such announcements).
11. Announcement of future meeting dates of the Board of ESD 03 Commissioners.
12. Adjourn.

By: _____ Herb Holloway, Business Manager

NOTE: The Board of Emergency Services Commissioners reserves the right to adjourn into Closed Meeting at any time during the course of this meeting to discuss any of the agenda items listed above as authorized by Texas Government Code, Section 551.071 (Consultation with Attorney), 551.072 (Deliberations about Real Property), 551.073 (Deliberations about Gifts and Donations), 551.074 (Personnel Matters), and 551.076 (Deliberations about Security Devices) or other applicable law. Travis County Emergency Services District Number 3 is committed to compliance with the Americans with Disabilities Act. Reasonable modification and equal access to communications will be provided upon request. Please call the District Administrative Office at 288-5534 for information. Hearing impaired or speech disabled persons equipped with telecommunication devices for the deaf may call the statewide Relay Program at 1-800-735-2988 or by dialing '711'. Visitor Communications are regular agenda items at monthly meetings of the Board of Emergency Services Commissioners of Travis County Emergency Services District Number 3. Visitors who wish to speak under Visitor's Communications must sign up before the meeting is called to order. Each person, organization or group wishing to address the Board will be allowed a maximum of three (3) minutes to speak on items on the agenda or other business of the District. Speakers may register in person at the posted location of the meeting, starting 30 minutes prior to the start of the meeting and using the form provided. The speaker will give his/her name, address, organizational affiliation, if any, and indicate the subject he/she intends to address. The Board welcomes citizen comment on any issue, but the Open Meetings Act prohibits any board action on issues not posted on the agenda. The District reserves the right to terminate any presentation by a speaker if it is disruptive of the good conduct of the meeting, or is in violation of law.

The undersigned affirms and states that he posted or caused to be posted a true and correct copy of the foregoing notice at a place convenient to the public at the Travis County ESD3 Administrative Office, 4111 Barton Creek Boulevard, Travis County, Texas, a location within said Travis County Emergency Services District Number 3 at _____ .M. on April 21, 2022.

By: _____ Herb Holloway, Business Manager

NOTES TO THE FINANCIAL STATEMENTS

- 1) Balance Sheet – WF Advisors balance is \$93,543. Three (3) CD's were purchased in the amount of \$245,000 each.
- 2) Balance Sheet - The net cash balances have increased by \$2,417,613 compared to the same time last year. All other items on the balance sheet are accrual items and do not need to be noted.
- 3) Certificate of Deposit Details – As noted above three (3) CD's were purchased in April, maturing in one year, with respective rates of 1.3%, 1.4% and 1.7%. There are three other CD's that mature in May and June of this year. Once those funds have been deposited into the WF Advisors account, we will purchase three new CD's early July. Expected rates should be above 1.7%.
- 4) Revenue & Expense – April 2022 only. Sales Tax Collection where \$75,797 higher than April of last year (26% increase). Account 630 Continued Education in April of this year includes \$41,012 for 40 SCBA air bottles for the Fire Academy. Account 650 Administration in April of last year included \$122,050 paid to Braun and Butler for Draws #4 & #5 Station 301.
- 5) Revenue & Expense – October 2021 through April 2022. Property Tax collections are \$291,084 lower than last year. That drop is primarily due to the tax decrease from .079% to .065% from 2020 to 2021. Sales Tax collections are \$721,881 greater than last year which equates to 31%.
- 6) Revenue and Expense - October 2021 through April 2022. Income category 493 Reimbursement of \$210,072 is TIFMAS. Expense accounts #600 and #650 were much higher last year due to the purchase of the new Quint and revamp construction on Station 301.
- 7) Rev-Exp BUDGET for the Year vs. Actual. All account budget variances are within reasonable amounts, except for account 415 Sales Tax Allocation which is \$794,492 greater than budget.
- 8) Net Certified Taxable Property Tax Values have been "conservatively estimated" by the Travis Central Appraisal District at \$4,918,837,404. That value would compute to a NO NEW tax rate of .0530 for 2022-23.
- 9) Checks over \$2,000. Two payrolls, required replacement of seven sets of bunker gear due to their age \$22,742 and disclosure of the three purchased CD's.

Travis County ESD#3
Balance Sheet Prev Year Comparison
As of April 30, 2022

	Apr 30, 22	Apr 30, 21	\$ Change
ASSETS			
Current Assets			
Checking/Savings			
110 - WF ADVISORS - Cash Sweep	93,543.95	331,249.50	-237,705.55
100 WF Money Market 8960	5,634,309.21	3,272,785.38	2,361,523.83
102 WF Checking Plus 8760	104,871.31	65,119.30	39,752.01
103 WF RESERVE Savings 7928	794,386.46	793,116.46	1,270.00
104 WF General CDs	1,469,826.64	1,225,007.00	244,819.64
105 WF RESERVE CDs	735,000.00	735,000.00	0.00
107 WF 2005 & 2013 Bond Debt	344,989.82	339,255.95	5,733.87
108 TexPool Investment 001	2,915,296.53	2,913,456.65	1,839.88
109 TexPool RESERVE 002	601,696.98	601,317.13	379.85
115 Petty Cash	145.00	145.00	0.00
Total Checking/Savings	12,694,065.90	10,276,452.37	2,417,613.53
Accounts Receivable			
125 Accounts Receivable	33,456.55	36,198.75	-2,742.20
Total Accounts Receivable	33,456.55	36,198.75	-2,742.20
Other Current Assets			
Due from Gen. Fund to Debt Serv	-507.00	-507.00	0.00
123 - Sales Tax Receivable	894,800.20	664,368.40	230,431.80
1021 Texas Compt. Reserve Acct	7,111.93	6,272.85	839.08
120 A/R Property Taxes 1yr +	56,548.40	57,673.33	-1,124.93
121 Allowance for Doubtful A/Cs	-9,157.00	-9,157.00	0.00
131 - Prepaid Expenses	269,535.92	0.00	269,535.92
Total Other Current Assets	1,218,332.45	718,650.58	499,681.87
Total Current Assets	13,945,854.90	11,031,301.70	2,914,553.20
Fixed Assets			
Land and Land Improvements	1,350,661.00	1,350,661.00	0.00
Fire Trucks and Vehicles	3,537,736.70	4,345,944.99	-808,208.29
Office and Other Equipment	508,223.79	508,223.79	0.00
Buildings	6,996,920.73	6,176,520.97	820,399.76
Accumulated Depreciation	-4,428,562.59	-4,631,428.31	202,865.72
Total Fixed Assets	7,964,979.63	7,749,922.44	215,057.19
TOTAL ASSETS	21,910,834.53	18,781,224.14	3,129,610.39

Travis County ESD#3
Balance Sheet Prev Year Comparison
As of April 30, 2022

	Apr 30, 22	Apr 30, 21	\$ Change
LIABILITIES & EQUITY			
Liabilities			
Current Liabilities			
Other Current Liabilities			
Accounts Payable - Audit	29,877.57	0.00	29,877.57
Due to Debt Serv. from Gen. Fun	-507.00	-507.00	0.00
200 Deferred Revenue - Prop Tax	51,889.03	51,889.03	0.00
260 Accrued salaries payable	155,495.00	0.00	155,495.00
Total Other Current Liabilities	236,754.60	51,382.03	185,372.57
Total Current Liabilities	236,754.60	51,382.03	185,372.57
Long Term Liabilities			
Accrued Vacation Payable	355,673.00	297,604.00	58,069.00
2013 Limited Bonds	820,000.00	1,130,000.00	-310,000.00
Total Long Term Liabilities	1,175,673.00	1,427,604.00	-251,931.00
Total Liabilities	1,412,427.60	1,478,986.03	-66,558.43
Equity			
Investment in Fixed Assets	8,101,329.98	7,051,990.40	1,049,339.58
Fund Balance - Debt Serv. Fund	10,218.00	10,218.00	0.00
Fund Balance - Unassigned	4,406,259.70	4,177,599.39	228,660.31
Fund Balance - Assigned	5,506,164.81	6,025,311.28	-519,146.47
Net Revenue	2,474,434.44	37,119.04	2,437,315.40
Total Equity	20,498,406.93	17,302,238.11	3,196,168.82
TOTAL LIABILITIES & EQUITY	21,910,834.53	18,781,224.14	3,129,610.39

Total Debt Repayment Schedule															
	Firetrucks and Tower			Series 2003			Series 2005			Series 2013			TOTAL		
	Date	Principal	Interest	Total	Principal	Interest	Total	Principal	Interest	Total	Principal	Interest	Total	Interest	YEARLY
	3/1/2013				\$ -	\$ 3,011	\$ 3,011	\$ -	\$ 4,100	\$ 4,100	\$ -	\$ 9,960	\$ 9,960	\$ 17,072	\$ 17,072
Firetrucks	3/2/2013	75,858	15,124	90,983								75,858	15,124	90,983	
Fire Tower	7/17/2013	24,672	15,244	39,917								24,672	15,244	39,917	
	9/1/2013				165,000	3,011	168,011	65,000	4,100	69,100	50,000	38,975	88,975	280,000	46,086
	3/1/2014							-	2,800	2,800	-	38,475	38,475	-	41,275
Fire Tower	7/17/2014	25,477	14,440	39,917								25,477	14,440	39,917	
Firetrucks	3/2/2014	79,385	11,597	90,983								79,385	11,597	90,983	
	9/1/2014							70,000	2,800	72,800	195,000	38,475	233,475	265,000	41,275
	3/1/2015							-	1,400	1,400	-	36,525	36,525	-	37,925
Firetrucks	3/2/2015	83,077	7,905	90,983										83,077	7,905
Fire Tower	7/17/2015	26,307	13,610	39,917				70,000	1,400	71,400	200,000	36,525	236,525	270,000	37,925
	9/1/2015										-	34,525	34,525	-	34,525
	3/1/2016													86,940	4,042
Firetrucks	3/2/2016	86,940	4,042	90,983										391,799	11,353
Fire Tower	6/1/2016	391,799	11,353	403,152										280,000	34,525
	9/1/2016										280,000	34,525	314,525	314,525	843,185
	3/1/2017							-			-	31,725	31,725	-	31,725
	9/1/2017							280,000			280,000	31,725	311,725	280,000	31,725
	3/1/2018							-			-	28,925	28,925	-	28,925
	9/1/2018							290,000			290,000	28,925	318,925	290,000	28,925
	3/1/2019							-			-	26,025	26,025	-	26,025
	9/1/2019							300,000			300,000	26,025	326,025	300,000	26,025
	3/1/2020							-			-	21,525	21,525	-	21,525
	9/1/2020							305,000			305,000	21,525	326,525	305,000	21,525
	3/1/2021							-			-	16,950	16,950	-	16,950
	9/1/2021							310,000			310,000	16,950	326,950	310,000	16,950
	3/1/2022							-			-	12,300	12,300	-	12,300
	9/1/2022							320,000			320,000	12,300	332,300	320,000	12,300
	3/1/2023							-			-	7,500	7,500	-	7,500
	9/1/2023							335,000			335,000	7,500	342,500	335,000	7,500
	3/1/2024							-			-	2,475	2,475	-	2,475
	9/1/2024							85,000			85,000	2,475	87,475	85,000	2,475
	3/1/2025							-			-	1,200	1,200	-	1,200
	9/1/2025							80,000			80,000	1,200	81,200	80,000	1,200
TOTAL		793,515	93,315	886,835	\$ 165,000	\$ 6,023	\$ 171,023	\$ 205,000	\$ 16,600	\$ 221,600	\$ 3,030,000	\$ 565,235	\$ 3,595,235	\$ 4,193,515	\$ 681,173
															\$ 4,874,693

Travis County ESD#3
Revenue & Expense Prev Year Comparison
 April 2022

	Apr 22	Apr 21	\$ Change
Revenue and Expense			
Revenue			
407 INTEREST	1,837.78	1,010.47	827.31
410 PROPERTY TAX	18,203.16	15,495.23	2,707.93
415 SALES TAX ALLOCATION	362,853.70	287,055.85	75,797.85
435 FACILITY RENTAL	300.00	0.00	300.00
470 FIRE ACADEMY FEES	-121.10	0.00	-121.10
480 DONATIONS	1,000.00	0.00	1,000.00
Total Revenue	384,073.54	303,561.55	80,511.99
Expense			
500 COST OF REVENUE ACQUISITION	8,257.07	6,741.12	1,515.95
600 EMERGENCY RESPONSE	35,304.90	59,988.41	-24,683.51
630 CONTINUED EDUCATION	46,075.67	11,558.57	34,517.10
640 HUMAN RESOURCES	386,198.60	416,805.22	-30,606.62
650 ADMINISTRATION	16,059.81	142,979.18	-126,919.37
Total Expense	491,896.05	638,072.50	-146,176.45
Net Revenue	-107,822.51	-334,510.95	226,688.44

Travis County ESD#3
Revenue & Expense Prev Year Comparison
October 2021 through April 2022

	Oct '21 - Apr 22	Oct '20 - Apr 21	\$ Change
Revenue and Expense			
Revenue			
407 INTEREST	10,033.09	22,484.47	-12,451.38
410 PROPERTY TAX	2,552,607.13	2,843,691.87	-291,084.74
415 SALES TAX ALLOCATION	3,087,026.96	2,365,145.04	721,881.92
435 FACILITY RENTAL	2,309.00	0.00	2,309.00
450 BILLING	0.00	906.92	-906.92
470 FIRE ACADEMY FEES	30,240.65	55,877.07	-25,636.42
471 EMT SCHOOL FEES	16,463.85	3,938.95	12,524.90
480 DONATIONS	5,500.00	3,000.00	2,500.00
485 MISCELLANEOUS	2,721.75	27,913.04	-25,191.29
490 WORKERS' COMP RECEIPTS	863.14	6,388.00	-5,524.86
493 REIMBURSEMENTS	210,072.81	11,112.21	198,960.60
499 SALE OF PROPERTY	0.00	27,000.00	-27,000.00
Total Revenue	5,917,838.38	5,367,457.57	550,380.81
Expense			
500 COST OF REVENUE ACQUISITION	85,654.27	71,387.64	14,266.63
600 EMERGENCY RESPONSE	217,745.12	1,630,317.37	-1,412,572.25
630 CONTINUED EDUCATION	129,392.02	49,103.07	80,288.95
640 HUMAN RESOURCES	2,770,756.70	2,589,493.90	181,262.80
650 ADMINISTRATION	237,705.83	986,513.22	-748,807.39
670 PREVENTION/PUBLIC EDUCATION	0.00	3,523.33	-3,523.33
685 MACKEY FIELD	2,150.00	0.00	2,150.00
Total Expense	3,443,403.94	5,330,338.53	-1,886,934.59
Net Revenue	2,474,434.44	37,119.04	2,437,315.40

Rev-Exp Budget for the YEAR vs. Actual

October 2021 through April 2022

	Oct '21 - Apr 22	Budget	\$ Over Budget
Revenue and Expense			
Revenue			
407 INTEREST	10,033	11,670	-1,637
410 PROPERTY TAX	2,552,607	2,580,533	-27,926
415 SALES TAX ALLOCATION	3,087,027	2,292,535	794,492
435 FACILITY RENTAL	2,309	1,750	559
470 FIRE ACADEMY FEES	30,241	37,500	-7,259
471 EMT SCHOOL FEES	16,464	33,750	-17,286
480 DONATIONS	5,500	3,000	2,500
485 MISCELLANEOUS	2,722	0	2,722
490 WORKERS' COMP RECEIPTS	863	0	863
493 REIMBURSEMENTS	210,073	0	210,073
499 SALE OF PROPERTY	0	0	0
Total Revenue	5,917,839	4,960,738	957,101
Expense			
500 COST OF REVENUE ACQUISITION	85,654	70,155	15,499
600 EMERGENCY RESPONSE	217,745	265,787	-48,042
630 CONTINUED EDUCATION	129,392	212,656	-83,264
640 HUMAN RESOURCES	2,770,757	2,865,911	-95,154
650 ADMINISTRATION	237,706	285,027	-47,321
670 PREVENTION/PUBLIC EDUCATION	0	23,700	-23,700
685 MACKEY FIELD	2,150	0	2,150
Total Expense	3,443,404	3,723,236	-279,832
Net Revenue	2,474,435	1,237,502	1,236,933

Travis County ESD#3
Profit & Loss
October 2021 through April 2022

Oct '21 - Apr 22

Revenue and Expense

Revenue

407 INTEREST	10,033.09
410 PROPERTY TAX	
4101 Prop Tax Current	2,547,943.24
4102 Prop Tax Prior	4,543.20
4106 Other tax payments	120.69
Total 410 PROPERTY TAX	<u>2,552,607.13</u>
415 SALES TAX ALLOCATION	3,087,026.96
435 FACILITY RENTAL	
4351 BC Room Rental	1,550.00
4352 Mackey Field rental	759.00
Total 435 FACILITY RENTAL	<u>2,309.00</u>
470 FIRE ACADEMY FEES	30,240.65
471 EMT SCHOOL FEES	
4736 - EMT Academy 25	16,463.85
Total 471 EMT SCHOOL FEES	<u>16,463.85</u>
480 DONATIONS	
General Donations	5,500.00
Total 480 DONATIONS	<u>5,500.00</u>
485 MISCELLANEOUS	2,721.75
490 WORKERS' COMP RECEIPTS	863.14
493 REIMBURSEMENTS	
4934 TIFMAS	210,072.81
Total 493 REIMBURSEMENTS	<u>210,072.81</u>
Total Revenue	<u><u>5,917,838.38</u></u>

Expense

500 COST OF REVENUE ACQUISITION	
501 Prop Tax Coll & Val fees	16,913.75
502 Sales Tax Collection Costs	68,740.52
Total 500 COST OF REVENUE ACQUISITION	<u>85,654.27</u>
600 EMERGENCY RESPONSE	
602 Pagers	108.00
603 Dispatch & Communications	58,883.73
604 Fuel	14,004.04
605 SCBA Maintenance	20,725.64
606 Vehicle Maint & Repairs	47,029.77
608 Vehicle Supplies	40,007.98
609 Uniforms & Protective Gear	18,032.69
611 Supplies - EMS	6,318.06
612 Supplies - Rehab	55.21
613 Auto Insurance	12,580.00
Total 600 EMERGENCY RESPONSE	<u>217,745.12</u>

Travis County ESD#3
Profit & Loss
October 2021 through April 2022

Oct '21 - Apr 22

630 CONTINUED EDUCATION	
631 Training - EMS	7,670.14
632 Training - Fire & Rescue	27,257.60
633 Seminars & Conferences	8,843.11
634 Fire Academy	76,890.66
635 EMT Certification School	
635 / 11 EMT-B Cert	3,023.38
635 EMT Certification School - Other	5,707.13
Total 635 EMT Certification School	8,730.51
Total 630 CONTINUED EDUCATION	129,392.02
640 HUMAN RESOURCES	
641 Benefits & Payroll Tax	678,400.30
642 Payroll	2,087,917.38
644 Certifications	4,439.02
Total 640 HUMAN RESOURCES	2,770,756.70
650 ADMINISTRATION	
651 Building Maint.	88,490.23
652 Office Supplies	4,716.32
653 Station Supplies	5,383.68
654 Bank Fees	
6543 Bank Error	0.00
654 Bank Fees - Other	7,800.59
Total 654 Bank Fees	7,800.59
655 Dues & Subscriptions	2,338.69
656 Information Technology	14,555.06
657 Postage & Handling	290.85
658 Property & Liability Insura	19,362.00
659 Professional Services	37,849.60
660 Public Notices/Articles	528.00
661 Telephone	342.97
662 Utilities	40,300.12
663 Bond Debt	
6632 Bond Debt Interest	12,300.00
Total 663 Bond Debt	12,300.00
664 TCESD Board Compensation	2,750.00
666 Contract Services	697.72
Total 650 ADMINISTRATION	237,705.83
685 MACKEY FIELD	
6850 Mackey Tower & Parking	2,150.00
Total 685 MACKEY FIELD	2,150.00
Total Expense	3,443,403.94
Net Revenue	<u>2,474,434.44</u>

TRAVIS COUNTY ESD #3 PROPERTY TAX REVENUE COLLECTION COMPARISON

	FISCAL YEAR ENDING					
	2021		2022		Compared to prior year	
	<u>For all prior to 2020 taxes</u>	<u>For Prior 2021</u>	<u>For all prior to 2020 taxes</u>	<u>For Current 2021-2022</u>	Month \$	
OCT	\$327	\$1,733	\$3,998	\$15,762	\$14,029	810%
NOV	\$209	\$34,489	\$1,635	\$122,116	\$87,627	254%
DEC	\$2,414	\$1,050,426	\$537	\$1,097,516	\$47,090	4%
JAN	\$1,835	\$1,309,780	-\$622	\$992,189	-\$317,591	-24%
FEB	\$3,569	\$384,411	-\$1,648	\$201,540	-\$182,871	-48%
MAR	-\$24	\$41,701	\$2,516	\$105,621	\$63,920	153%
APR	\$887	\$12,810	-\$456	\$12,614	-\$196	-2%
MAY	\$44	\$10,631				
JUN	\$1,321	\$1,924				
JUL	\$230	\$11,345				
AUG	\$246	\$2,363				
SEPT	\$2,505	\$1,559				
YEAR	\$13,563	\$2,863,172	\$5,960	\$2,547,358	\$ (287,992)	
	\$	2,876,735	\$	2,553,318		
				2021-22 Tax Levy	\$2,622,895	

NET CERTIFIED TAXABLE PROPERTY VALUE UPDATES FROM TCAD

	FISCAL YEAR ENDING				Inc/(Dec) from	
	2021		2022		Prior Year \$	Prior Year %
	2,019	2020	2020	2021		
Rec'd						
OCT	\$3,504,957,784	\$3,677,674,279	\$3,632,038,704	\$4,035,391,528	\$403,352,824	12%
NOV	\$3,504,932,084	\$3,642,730,490	\$3,632,038,704	\$4,035,391,528	\$403,352,824	12%
DEC	\$3,504,709,909	\$3,642,227,358	\$3,632,038,704	\$4,032,385,975	\$400,347,271	11%
JAN	\$3,504,707,210	\$3,640,341,318	\$3,630,163,925	\$4,029,641,970	\$399,478,045	11%
FEB	\$3,502,332,421	\$3,639,896,787	\$3,626,185,253	\$4,021,663,018	\$395,477,765	11%
MAR	\$3,501,738,851	\$3,637,890,212	\$3,626,185,253	\$4,021,663,018	\$395,477,765	11%
APR	\$3,501,738,851	\$3,637,892,354	\$4,026,173,985	\$4,918,837,404	\$892,663,419	25%
MAY	\$3,501,738,851	\$3,637,892,354			\$0	0%
JUN	\$3,501,743,089	\$3,632,542,591			\$0	0%
JUL	\$3,632,542,591	\$4,015,878,678			\$0	0%
AUG	\$3,632,542,591	\$4,015,878,678			\$0	0%
SEPT	\$3,504,957,784	\$3,677,674,279			\$0	0%

2018-2019 Tax Levy on 6,028 Parcels is \$3,281,236,467 at a tax rate of .0975

2019-2020 Tax Levy on 6,025 Parcels is \$3,504,957,784 at a tax rate of .0800

2020-2021 Tax Levy on 6,069 Parcels is \$3,677,674,279 at a tax rate of .0790

2021-2022 Tax Levy on 6,056 Parcels is \$4,032,385,975 at a tax rate of .0650

\$2,621,050

2022-2023 Tax Levy on 6,056 Parcels on \$4,918,837,404 would compute to a NO NEW tax rate of .0530

Checks over \$2,000 for the period of April 22nd to May 19, 2022

<u>Date</u>	<u>Num</u>	<u>Name</u>	<u>Memo</u>	<u>Amount</u>
4/22/2022	17604	Central Square	Software - mobile mapping	\$2,000.08
4/27/2022	draft	COSTCO - Visa	Numerous charges	\$9,890.03
5/3/2022	draft	Wells Fargo Bank	Transfer to cover April operations	\$550,000.00
5/4/2022	draft	Paychex	Employee 457 Contribution	\$15,536.55
5/4/2022	draft	Paychex	Employer 401 Matching	\$17,794.93
5/4/2022	draft	Paychex	Net Payroll	\$87,237.97
5/4/2022	draft	Paychex	Employment Taxes	\$34,172.59
5/17/2022	draft	Paychex	Employee 457 Contribution	\$15,966.78
5/17/2022	draft	Paychex	Employer 401 Matching	\$18,486.05
5/17/2022	draft	Paychex	Net Payroll	\$93,120.37
5/17/2022	draft	Paychex	Employment Taxes	\$36,678.08
5/18/2022	17615	City of Austin -Fleet Services	Fuel	\$2,561.40
5/18/2022	17618	Delta Industrial Services	Seven (7) sets of Bunker Gear	\$22,742.39
5/18/2022	17622	Lances Fire Truck Repair	Numerous charges	\$12,045.55
5/18/2022	17632	Texas Association of Counties	Health Insurance	\$39,676.04
5/18/2022	17636	The Hartford	Accident Insurance	\$4,101.39
4/21/2022	draft	Wells Fargo Securities	CD - Purchase Ally	\$245,000.00
4/27/2022	draft	Wells Fargo Securities	CD - Purchase Goldman	\$245,000.00
4/28/2022	draft	Wells Fargo Securities	CD - Purchase Apple	\$245,000.00

Oak Hill Fire Department
Travis County Emergency Services District #3

Station 301
Circle Drive
9211 Circle Drive
Austin, Texas 78736
512-288-5576
Fax 512-288-5903



Station 302
Barton Creek
4111 Barton Creek
Austin, Texas 78735
Admin 512-288-5534
Fax 512-288-5844

May 2022 Sales Tax Summary

The May allocation reflects sales made during the month of March.

Our May sales tax allocation was \$512,476. This was up 4.1% (+\$19,981) compared to May 2021 and up 26.0% (+\$729,962) for the fiscal year to date. This was our highest May monthly allocation.

The out of state marketplace "Single Local Tax Rate" allocation was \$5,234.

Our top 10 large companies accounted for 55.6% (+\$438,586), our top 30 large companies accounted for 70.3% (+\$497,242), and our top 100 large companies accounted for 85.8% (+\$578,889) of our total fiscal year collections.

We continued to see strong performance in the lodging/food services and retail trade industry segments.

May - Sales Tax Allocations by Year

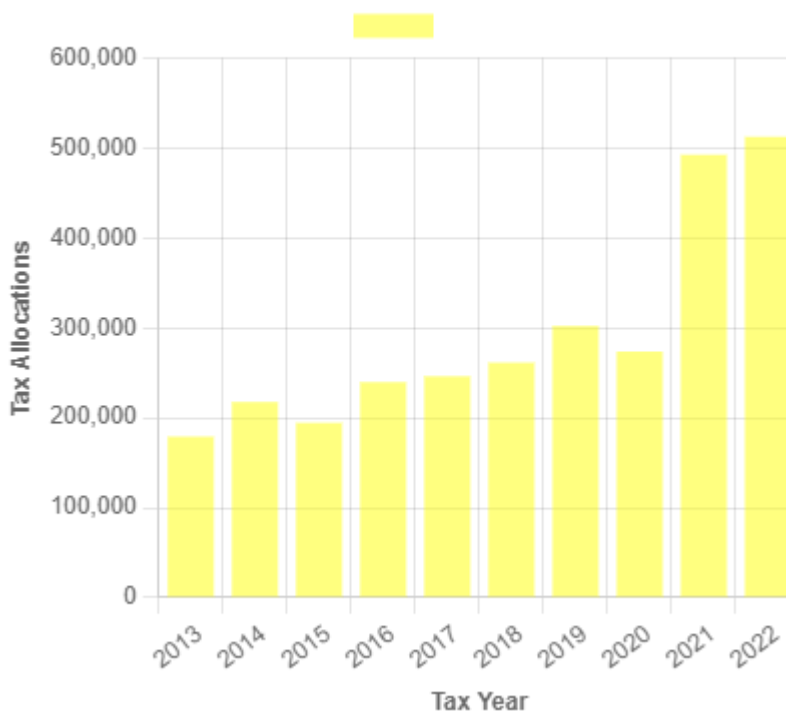


Chart Source: Municipal Advisory Council of Texas (mactexas.com)

Like us on Facebook at www.facebook.com/OakHillFireDept or visit us online at www.OakHillFire.org
and support us on Amazon Smile at: <https://smile.amazon.com/ch/20-8425823>

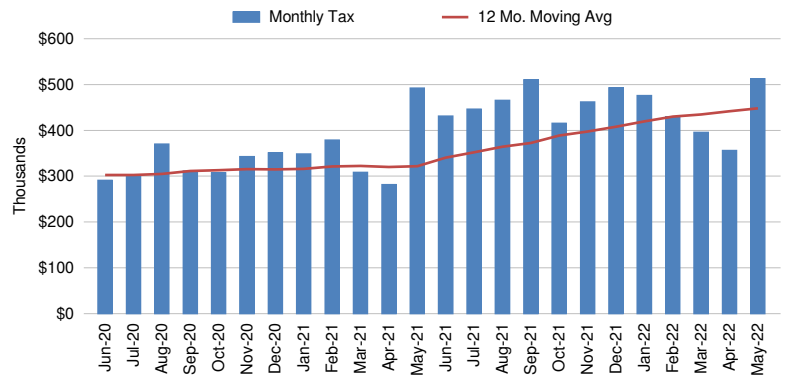
HdL Companies
SALES TAX SNAPSHOT
Travis Co Esd 3

May-22

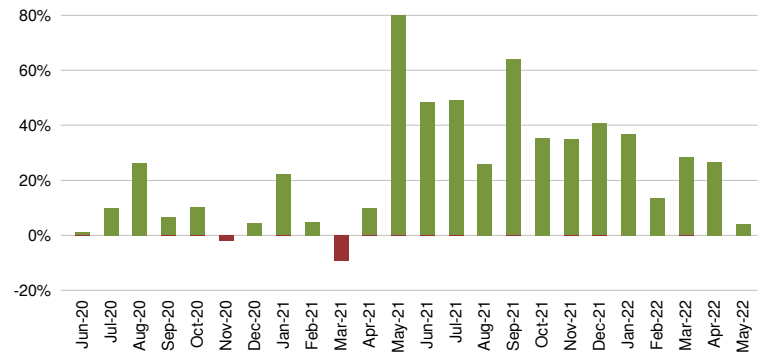
Sales Tax Net Payments

FY Mo.	FY2021	FY2022	YoY % Change
Oct	\$ 307,394	\$ 415,501	35.2%
Nov	\$ 343,019	\$ 462,365	34.8%
Dec	\$ 350,770	\$ 493,015	40.6%
Jan	\$ 348,364	\$ 475,924	36.6%
Feb	\$ 378,720	\$ 429,775	13.5%
Mar	\$ 308,329	\$ 395,443	28.3%
Apr	\$ 281,826	\$ 356,380	26.5%
May	\$ 492,495	\$ 512,476	4.1%
Jun	\$ 431,322		
Jul	\$ 446,388		
Aug	\$ 465,749		
Sep	\$ 510,564		
FYTD	\$ 2,810,918	\$ 3,540,880	26.0%
FY Total	\$ 4,664,941		

Sales Tax Net Payments Trend



Sales Tax Net Payments Change - YoY



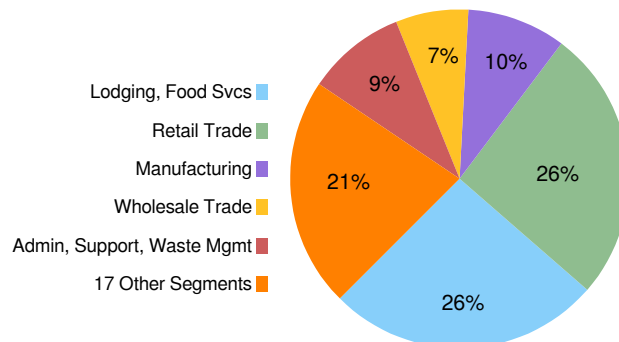
Top 10 Taxpayers

Rank	Company	FYTD Collections	% Total
1	OMNI BARTON CREEK, INC.		
2	MCCOY CORPORATION		
3	AMAZON.COM SERVICES INC (MARKETPLACE)		
4	AUSTIN READY-MIX, LLC		
5	AMAZON FULFILLMENT SERVICES INC		
6	FP LEGACY LANDSCAPING LLC		
7	BAREFOOT MOSQUITO AND PEST CONTROL INC		
8	CENTEX MATERIALS LLC		
9	TOP CHOICE LAWN CARE, LLC		
10	APPLE INC.		
Top 10	Companies	\$ 2,008,962	55.6%
4373	Other Large Companies	\$ 1,522,247	42.1%
	Small Companies/Other	\$ 76,785	2.1%
	Single Local Tax Rate (SLT)	\$ 5,234	0.1%
	Total	\$ 3,613,229	100.0%

Industry Segment Collections Trend - YoY % Chg

SEGMENT	Dec	Jan	Feb	Mar	Apr	May
Lodging, Food Svcs	81.6%	35.7%	37.3%	-4.1%	86.2%	4.8%
Retail Trade	38.2%	48.7%	28.1%	45.8%	35.1%	7.5%
Manufacturing	-1.2%	-2.5%	-46.6%	15.6%	2.7%	-21.0%
Admin, Support, Waste Mgmt	38.0%	48.8%	38.9%	115.1%	47.2%	0.1%
Wholesale Trade	37.4%	49.7%	3.8%	35.3%	-26.3%	7.5%
All Others	10.8%	28.0%	-7.2%	22.4%	-2.4%	3.7%
Total Collections	40.7%	36.5%	13.0%	28.6%	26.4%	3.8%

Sales Tax Collections by Industry Segment

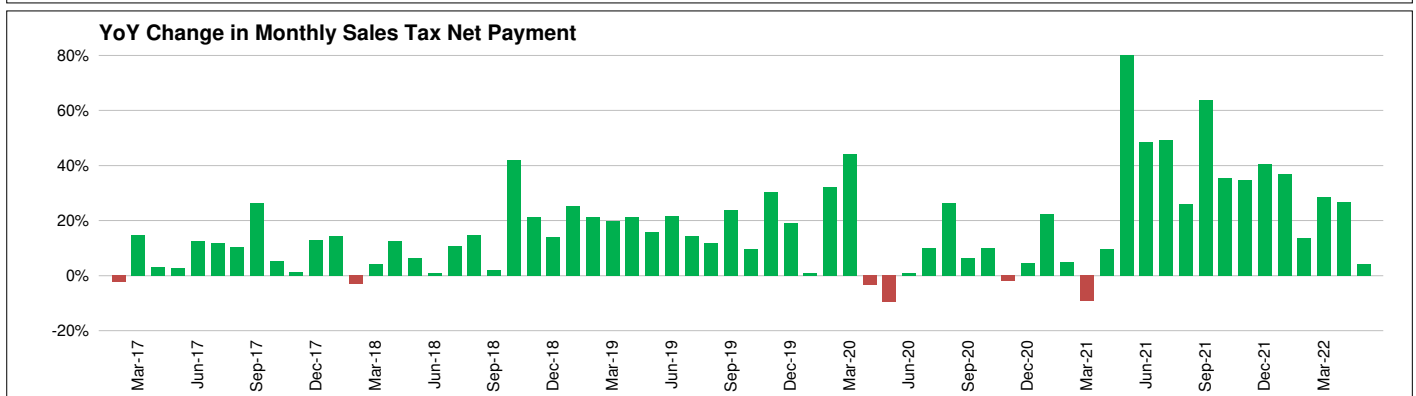
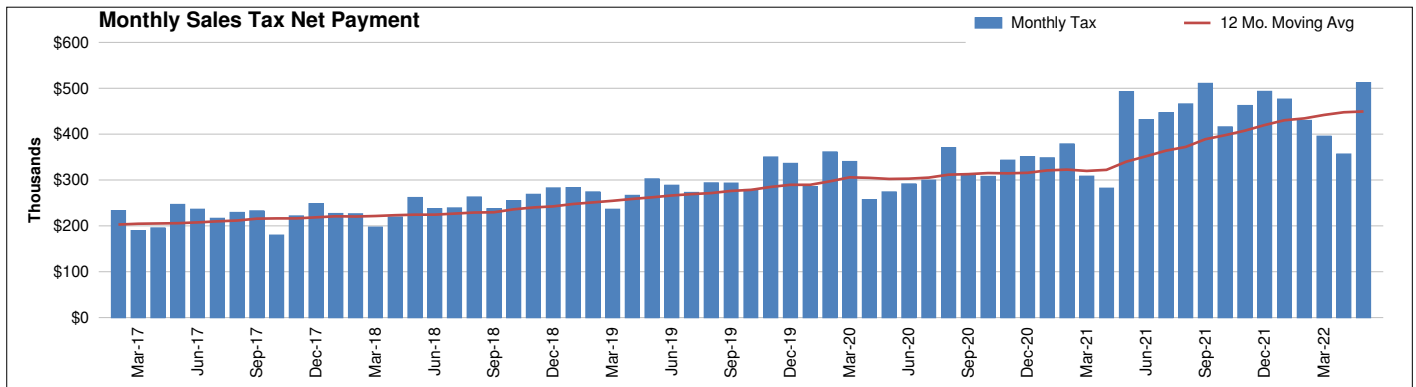
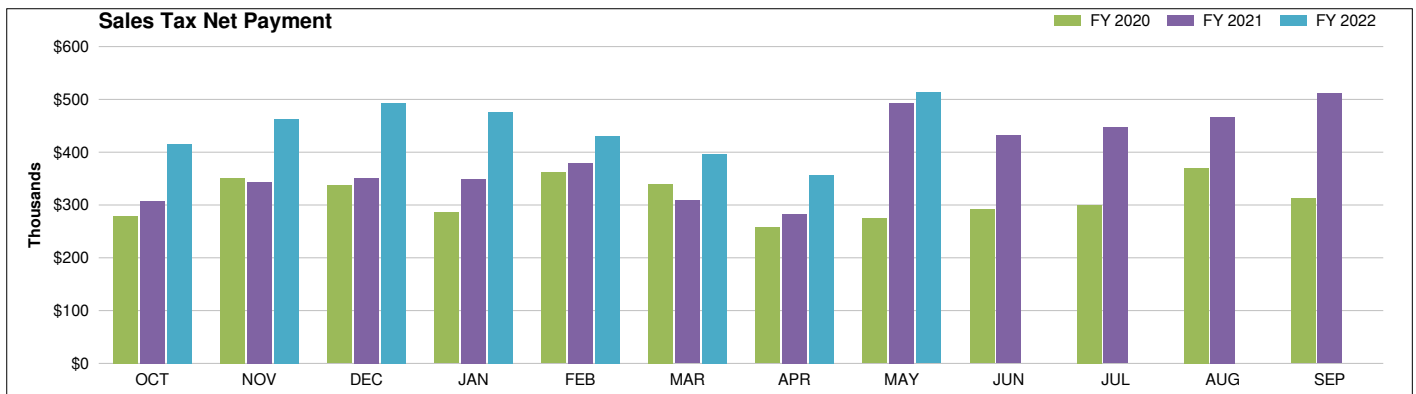


Travis Co Esd 3 - Sales Tax Net Payment Trend

	FISCAL YEAR				
	2018	2019	2020	2021	2022
Oct	\$ 179,651	\$ 254,653	\$ 279,300	\$ 307,394	\$ 415,501
Nov	\$ 221,642	\$ 268,666	\$ 350,192	\$ 343,019	\$ 462,365
Dec	\$ 248,386	\$ 282,643	\$ 336,160	\$ 350,770	\$ 493,015
Jan	\$ 226,506	\$ 283,418	\$ 285,523	\$ 348,364	\$ 475,924
Feb	\$ 226,072	\$ 273,685	\$ 361,184	\$ 378,720	\$ 429,775
Mar	\$ 197,206	\$ 236,128	\$ 340,129	\$ 308,329	\$ 395,443
Apr	\$ 219,385	\$ 266,086	\$ 256,978	\$ 281,826	\$ 356,380
May	\$ 261,412	\$ 302,117	\$ 273,688	\$ 492,495	\$ 512,476
Jun	\$ 237,487	\$ 288,481	\$ 291,021	\$ 431,322	
Jul	\$ 238,987	\$ 272,600	\$ 299,648	\$ 446,388	
Aug	\$ 262,553	\$ 293,513	\$ 370,269	\$ 465,749	
Sep	\$ 237,144	\$ 292,962	\$ 311,596	\$ 510,564	
YEAR	\$ 2,756,433	\$ 3,314,952	\$ 3,755,688	\$ 4,664,941	\$ 3,540,880

YoY Change 20.3% 13.3% 24.2% na

Change: FY '22/'21			
Month		Year-to-Date	
\$	%	\$	YTD %
\$ 108,106	35.2%	\$ 108,106	35.2%
\$ 119,347	34.8%	\$ 227,453	35.0%
\$ 142,245	40.6%	\$ 369,698	36.9%
\$ 127,560	36.6%	\$ 497,258	36.8%
\$ 51,055	13.5%	\$ 548,313	31.7%
\$ 87,114	28.3%	\$ 635,427	31.2%
\$ 74,554	26.5%	\$ 709,981	30.6%
\$ 19,981	4.1%	\$ 729,962	26.0%



Travis Co Esd 3
SALES TAX PAYMENT DETAIL

May-22

Fiscal Year: Oct-Sep

COLLECTIONS	May-21	May-22	Chg. \$ Chg. %	Prior FYTD	Current FYTD	Chg. \$ Chg. %
Current Period	455,303	504,913	49,610 10.9%	2,743,120	3,475,032	731,912 26.7%
Prior Period	6,829	12,562	5,733 84.0%	48,363	65,119	16,756 34.6%
Future Period	7,312	3,311	(4,002) -54.7%	21,816	19,866	(1,951) -8.9%
Audit	32,724	90	(32,634) -99.7%	33,996	13,616	(20,379) -59.9%
Unidentified	138	92	(46) -33.3%	462	1,814	1,351 292.3%
Single Local Tax Rate	4,637	5,234	597 12.9%	24,331	37,781	13,451 55.3%
TOTAL	506,944	526,202	19,258 3.8%	2,872,089	3,613,229	741,140 25.8%
Service Fee	(10,139)	(10,524)	(385) 3.8%	(57,442)	(72,265)	(14,823) 25.8%
Current Retained	(9,936)	(10,314)	(377) 3.8%	(56,293)	(70,819)	(14,526) 25.8%
Prior Retained	5,626	7,112	1,486 26.4%	52,564	70,735	18,171 34.6%
NET PAYMENT	492,495	512,476	19,981 4.1%	2,810,918	3,540,880	729,962 26.0%

Travis Co Esd 3
TOP 30 COMPANIES RANK and CHANGE SUMMARY
May-22

Fiscal Year: Oct-Sep

Rank*	Company	NAICS Key	Prior Fiscal YTD Sales Tax Collections	Current Fiscal YTD Sales Tax Collections	Change \$	Change %	Current Fiscal YTD % Total Collections
1	OMNI BARTON CREEK, INC.	22					
2	MCCOY CORPORATION	9					
3	AMAZON.COM SERVICES INC (MARKETPLACE)	9					
4	AUSTIN READY-MIX, LLC	5					
5	AMAZON FULFILLMENT SERVICES INC	8					
6	FP LEGACY LANDSCAPING LLC	25					
7	BAREFOOT MOSQUITO AND PEST CONTROL INC	18					
8	CENTEX MATERIALS LLC	5					
9	TOP CHOICE LAWN CARE, LLC	18					
10	APPLE INC.	5					
TOP 10 LARGE** COMPANIES			1,570,377	2,008,962	438,586	27.9%	55.6%
11	SKY MARKETING CORPORATION	8					
12	A. M. PETROLEUM, INC.	9					
13	J MAASS INC	4					
14	GROVE LANDSCAPES LLC	18					
15	ASAP STONE AND LANDSCAPE SUPPLY LLC.	9					
16	COPPER ROCK NURSERY, LLC	9					
17	CITY ELECTRIC SUPPLY COMPANY	17					
18	YARDDOC LLC	18					
19	AUSTIN EAGLE MANAGEMENT SERVICES, LTD.	16					
20	NEW CINGULAR WIRELESS PCS, LLC	12					
21	EBAY INC.	25					
22	TIME WARNER CABLE TEXAS LLC	12					
23	GAS PUMPERS, LTD.	22					
24	CSS-CABINET SERVICE SOLUTIONS LLC	4					
25	MOM'S CONVENIENCE STORE INC.	9					
26	CITY OF AUSTIN	24					
27	SIGNS WEST, INC.	5					
28	PATRICIA R DABNEY	16					
29	BLUE CHEM, INC.	18					
30	PRASLA ENTERPRISE, A TEXAS FOR PROFIT CORPORA	9					
TOP 30 LARGE COMPANIES			2,044,094	2,541,336	497,242	24.3%	70.3%
TOP 100 LARGE COMPANIES			2,519,474	3,098,364	578,889	23.0%	85.8%
4,282 OTHER LARGE COMPANIES			313,370	432,846	119,477	38.1%	12.0%
SMALL COMPANIES & OTHER			36,877	76,785	39,908	108.2%	2.1%
SINGLE LOCAL TAX RATE COLLECTIONS (SLT)			2,368	5,234	2,867	121.1%	0.1%
TOTAL COLLECTIONS			2,872,089	3,613,229	741,140	25.8%	100.0%
STATE COMPTROLLER FEES			61,170	72,349	11,178	18.3%	2.0%
NET PAYMENTS			2,810,918	3,540,880	729,962	26.0%	98.0%

* Ranked by Total of Last Fiscal Year + Current Fiscal YTD

** Businesses whose detailed sales tax data is available

Travis Co Esd 3
INDUSTRY SEGMENT RANK & CHANGE

May-22

Fiscal Year: Oct-Sep

INDUSTRY SEGMENT*	% Total Current YTD Collections	Prior Fiscal YTD Sales Tax Collections	Current Fiscal YTD Sales Tax Collections	Change	
				\$	%
Lodging, Food Svcs	26.2%	674,315	924,122	249,807	37.0%
Retail Trade	27.1%	724,883	956,184	231,302	31.9%
Manufacturing	9.1%	319,007	322,980	3,972	1.2%
Admin, Support, Waste Mgmt	9.8%	254,900	346,985	92,084	36.1%
Wholesale Trade	6.9%	203,804	242,440	38,636	19.0%
Top 5	79.1%	2,176,909	2,792,711	615,801	28.3%
Unidentified	5.3%	146,626	187,853	41,227	28.1%
Construction	3.4%	90,595	119,265	28,669	31.6%
Prof, Scientific, Tech Svcs	2.1%	97,387	72,455	(24,933)	-25.6%
Telecom	2.1%	90,938	75,758	(15,181)	-16.7%
Other Services	2.1%	59,401	74,892	15,491	26.1%
Recreation, Arts, Entmt	1.0%	25,296	35,274	9,978	39.4%
Ag, Forestry, Fishing, Hunting	0.6%	24,861	22,816	(2,045)	-8.2%
Information excl. Telecom	0.9%	22,847	32,678	9,831	43.0%
Company, Enterprise Mgmt	0.9%	18,540	32,782	14,241	76.8%
Public Admin	0.6%	20,344	20,210	(133)	-0.7%
Utilities	0.6%	18,891	20,682	1,792	9.5%
Real Estate, Rental, Leasing	0.6%	12,992	19,607	6,615	50.9%
Transportation, Warehousing	0.3%	17,772	11,352	(6,420)	-36.1%
Education Services	0.2%	3,983	6,686	2,703	67.9%
Financial, Insurance	0.2%	3,246	5,688	2,443	75.3%
Mining, Oil/Gas Extr	0.0%	2,070	347	(1,724)	-83.3%
Health Care, Social Assistance	0.0%	146	155	9	6.2%
All Other	20.9%	655,934	738,499	82,565	12.6%
TOTAL COLLECTIONS	100.0%	2,832,844	3,531,210	698,366	24.7%

INDUSTRY SEGMENT	% Change from same month Prior Year					
	Dec	Jan	Feb	Mar	Apr	May
Lodging, Food Svcs	81.6%	35.7%	37.3%	-4.1%	86.2%	4.8%
Retail Trade	38.2%	48.7%	28.1%	45.8%	35.1%	7.5%
Manufacturing	-1.2%	-2.5%	-46.6%	15.6%	2.7%	-21.0%
Admin, Support, Waste Mgmt	38.0%	48.8%	38.9%	115.1%	47.2%	0.1%
Wholesale Trade	37.4%	49.7%	3.8%	35.3%	-26.3%	7.5%
All Others	10.8%	28.0%	-7.2%	22.4%	-2.4%	3.7%
TOTAL COLLECTIONS	38.9%	34.7%	11.9%	27.4%	24.7%	2.5%

* Ranked by Current + Prior YTD Collections

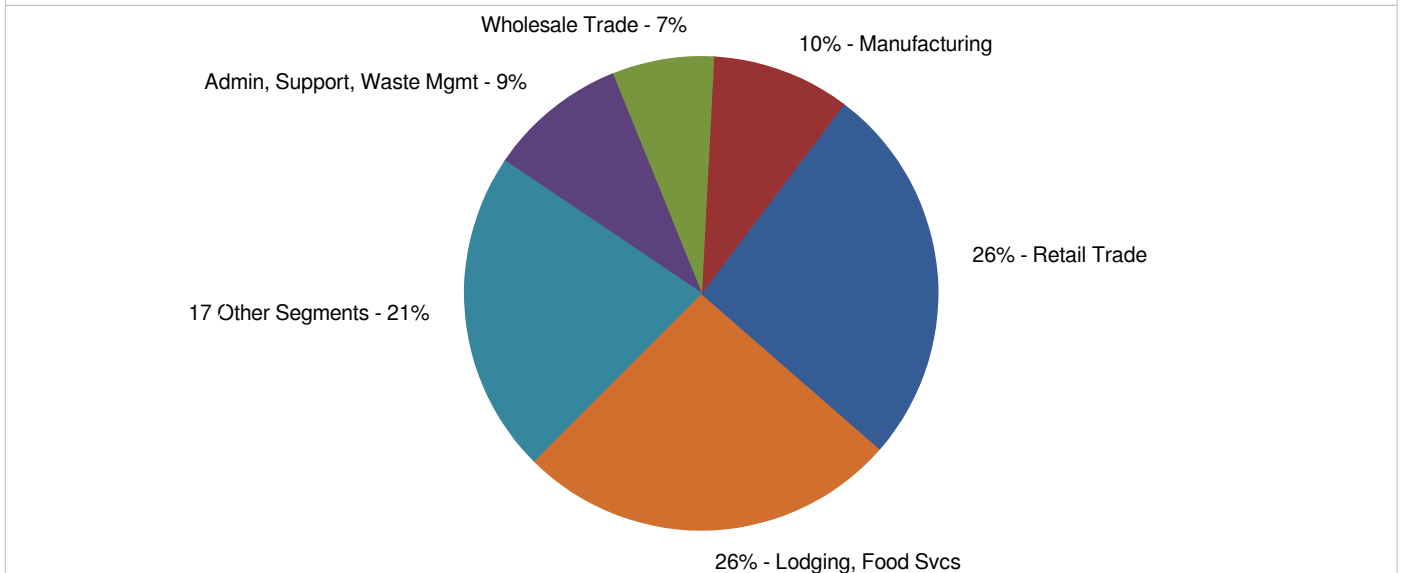
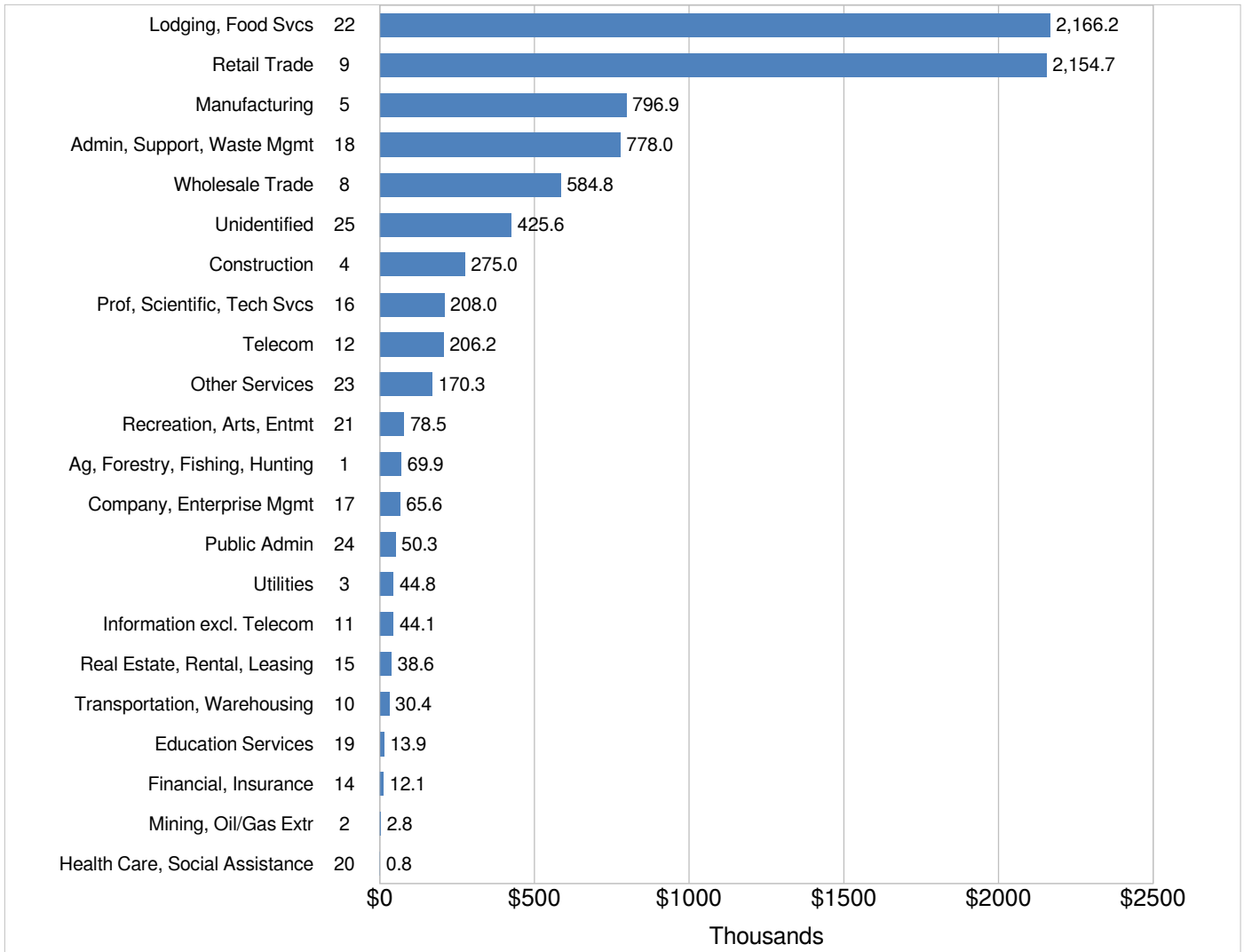
Travis Co Esd 3

INDUSTRY SEGMENT SALES TAX RANK & DISTRIBUTION

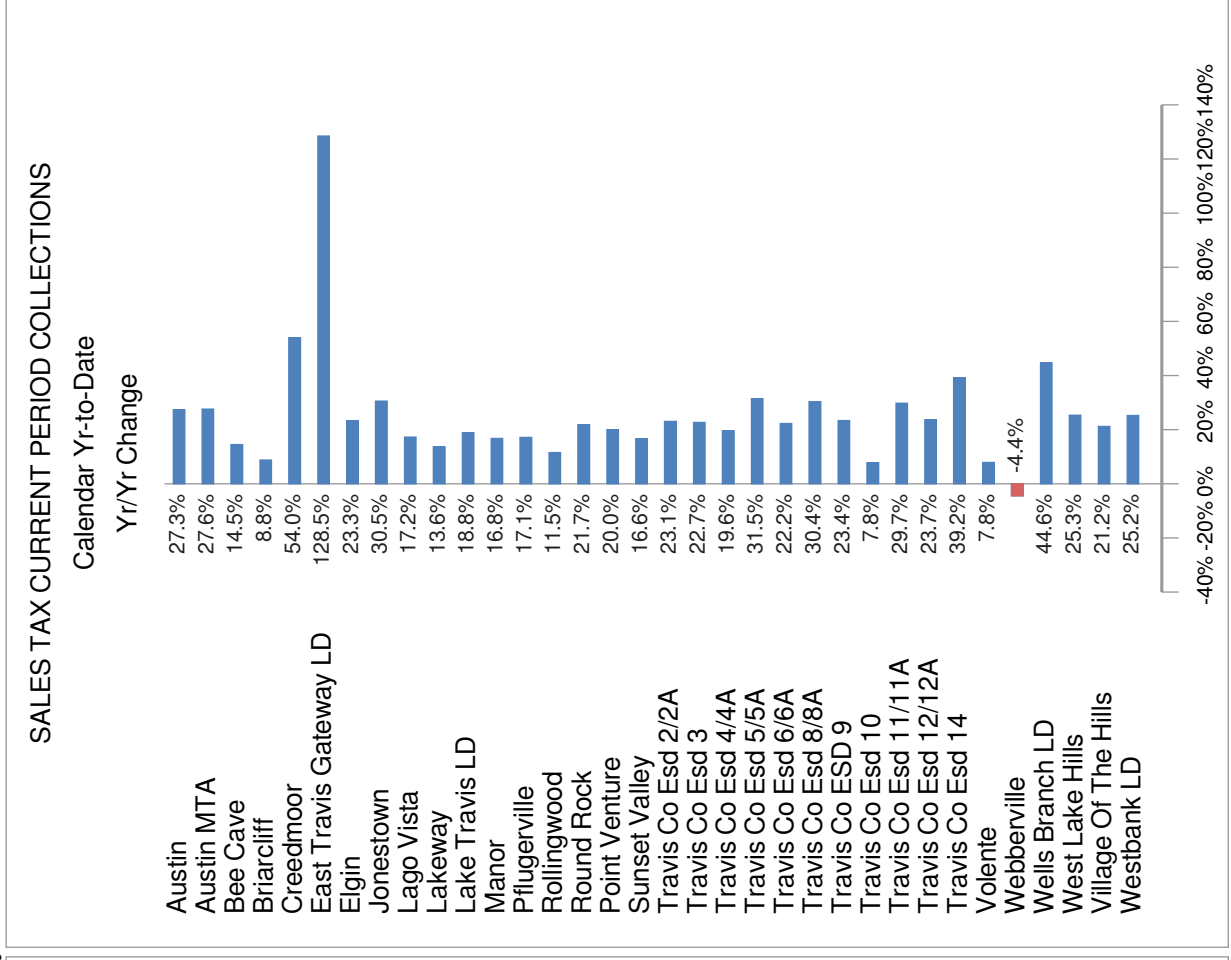
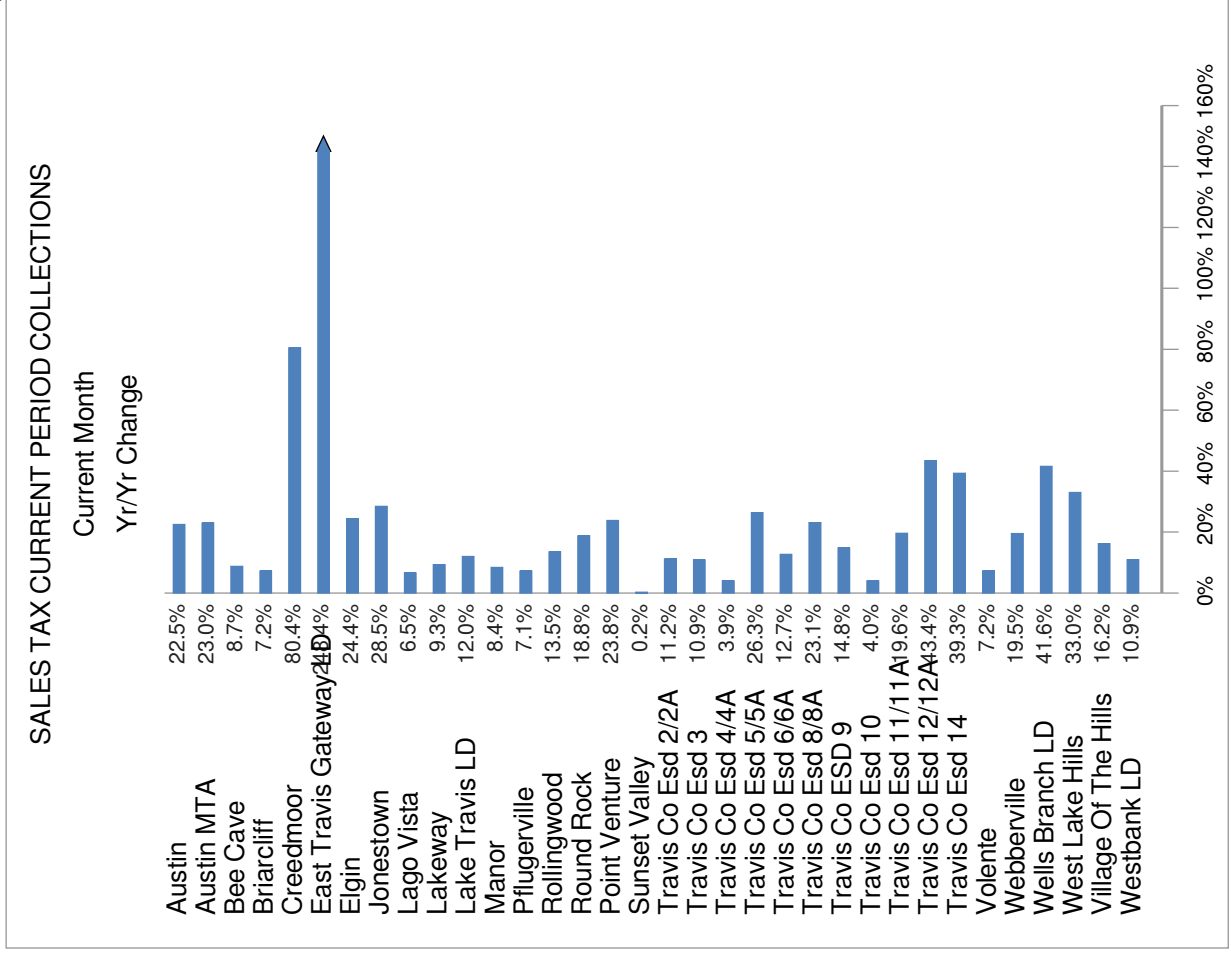
(Prior Fiscal Year + Current Fiscal Year-to-Date)

May-22

Fiscal Year: Oct-Sep



SALES TAX TREND TRAVIS COUNTY May-22



NAICS KEY

Code	Industry Segment
1	Ag, Forestry, Fishing, Hunting
2	Mining, Oil/Gas Extr
3	Utilities
4	Construction
5	Manufacturing
6	Included in Key No. 5
7	Included in Key No. 5
8	Wholesale Trade
9	Retail Trade
10	Transportation, Warehousing
11	Information excl. Telecom
12	Telecom
13	Included in Key No. 11
14	Financial, Insurance
15	Real Estate, Rental, Leasing
16	Prof, Scientific, Tech Svcs
17	Company, Enterprise Mgmt
18	Admin, Support, Waste Mgmt
19	Education Services
20	Health Care, Social Assistance
21	Recreation, Arts, Entmt
22	Lodging, Food Svcs
23	Other Services
24	Public Admin
25	Unidentified

Oak Hill Fire Department
Travis County Emergency Services District #3

Station 301
Circle Drive
9211 Circle Drive
Austin, Texas 78736
512-288-5576
Fax 512-288-5903



Station 302
Barton Creek
4111 Barton Creek
Austin, Texas 78735
Admin 512-288-5534
Fax 512-288-5844

April 2022 Chief's Report

Significant Events

April 1 (C) – Structure Fire – AutoAid Given (Austin) – 5545 Hero Drive

[QNT302] Quint 302 was called out for an auto aid box alarm in the city of Austin. Q302 went responding and arrived on the scene with other units on the scene. Q302 positioned in front of the structure and became outside truck. E27 was fire attack and Q51 was inside truck. Q302 went to the Delta side, turned the power off, and then began to open the garage doors. The doors were locked down, so Q302 crew began to cut the doors with K-12 saws in a triangle pattern to gain access. E27 got inside the garage. Q302 gained access with one door and had crew start cutting the second door. Q302 officer stepped into the garage to see if we could pull the release handle for the second garage. A car was in the garage, which made it difficult to reach the handle. Once the handle was pulled, the second door was opened and ventilation was started to get the smoke out and make conditions better. Command called to have the car pulled out and open the garage up. The fire was knocked down and contained to the garage. Command then asked Q302 to move things away from two refrigerators because it was the site of the origin of the fire. After moving all the items, Q302 was pulled out to clean up and clear Q302. While getting back in service, Q302 found a leak of coolant in the cab and quickly returned to the station OOS Decon and mechanical.

April 18 (C) – Structure Fire – AutoAid Given (Austin) – 7631 W US 290 Highway

[ENG301] Engine 301 responded to a structure fire on Highway 290 West. The MDC indicated smoke coming from a third floor apartment. E27 arrived first, was setting up a bundle on the third floor, and was in offensive mode. E301 was back up, pulled a bundle off E27, and deployed it on the third floor. E301 driver assisted with water supply for E27 as a hydrant was nearby. Once on the third floor, fire sprinklers were activated and E27 was able to extinguish a fire in the living room. It appeared that the fire started on a TV stand/table. Fans were brought upstairs to ventilate the apartment. Air monitoring was done in the apartment and there were no abnormal readings. E301 was asked to search the apartment for pets and 3 cats and 1 dog were found, but were safe and stayed in the apartment. An incident review was completed and E301 was released.

[QNT302] Quint 302 was called out for an auto aid box alarm with AFD. Arrived on the scene and was assigned to Outside Truck and Division. Had Q302 reposition. Q302 then began to turn utilities off and did a 360. Had light smoke showing from the third story Charlie Division but conditions began to get better. Outside Division then heard Inside Division's request for ventilation and had two PPV fans placed upstairs outside the apartment. Then there was a request to turn the sprinklers off. Q302 found the fire control room on the Bravo side of the building and turned the valves off after cutting the tamper switch from the sensor. Q302 then verified if the water was off in the apartment and it was confirmed by Inside Division.

An apartment representative arrived and was directed to command and command asked him to open up the two apartments below the fire. Q302 then checked apartments 916 and 926 for water damage and persons. We found water in both but no persons. Command then called for an AAR and began to clear units including all ESD3 units.

[BAT302] Battalion 302 was dispatched to an apartment fire in the COA. On arrival, I parked and walked to the command post to assist with radio traffic, benchmarks, scene safety, and phone calls. After the incident was under control and after a quick debriefing, I was released and returned to the station.

April 25 (C) – Structure Fire – AutoAid Given (Pedernales) – 19601 Flying J Blvd

[QNT302] Quint 302 was called out for a reported box alarm in ESD 8's area. After a long response, Q302 arrived on the scene and was assigned to Level 1 Stage near E804. Q302 crew geared up, grabbed hand tools, and staged by Q302 for assignment. After about 5 minutes, Command assigned Q302 to enter the structure and continue overhaul and looking for hot spots in the attic area on the Delta and Bravo sides of the structure on the second floor. Q302 entered, took the stairs to the left up to the second floor, met with Safety, and he informed us of a hot spot on the Bravo side. Q302 was then made Inside Division and I assigned 2 FFs to pull ceiling in the master bedroom and bathroom on the Bravo side, 1 FF to pull ceiling on the Delta and center Alpha side on the second floor. I took the 5 gas and got high readings, which indicated not to come off air. I requested an electric fan to continue ventilation and was sent E801 to assist. With a short bottle change, we had crews back inside to continue overhaul and salvage. E801 then left the structure and was given E802 to continue the same work. After pulling all the ceiling in the Bravo master bedroom, a hot spot was discovered and cooled off after a short wait for hose line changes to a smaller line. I requested an attic ladder to gain better access to the attic and had E802 continue pulling ceiling in the center of the house. Air monitoring was continued and with still high readings in the master bedroom, ventilation was recommended to continue until the readings came down. Q302 exited the building and had a face to face with command on what still need to be done to assure the fire was out. Command then said that Q302 could gather equipment up and get us back to our district. Q302 was then cleared the scene OOS Decon.

Aid Responses

Austin
Pflugerville – TCESD #2
Manchaca – TCESD #5
Lake Travis FR – TCESD #6
Pedernales – TCESD #8
Westlake – TCESD #9
CE-Bar – TCESD #10
North Hays County
Total

April	
Received	Given To
16	24
0	0
0	0
3	5
0	4
7	4
1	0
0	0
27	37

2022	
Received	Given To
73	81
0	1
0	0
16	9
1	6
23	17
4	3
0	1
117	118

Operations & Training

Unscheduled OT hours
Sick and Vacation hours taken
Part Time hours
Injuries
Injuries lost time hours
Physical Activity
Volunteer Hours Contributed
Training: Contact Classes Delivered
Training: Contact Hours Delivered
Staff Turnover

April	2022
706	2,634
1,192	3,178
81	153
0	3
6	64
91	312
93	399
615	3,106
1,664	7,823
0	0

Special Projects Status

- Work continues on the Oak Hill Parkway highway expansion project. Minimal impacts to some of Austin's water lines continues, but none that necessitated a change to our response plans. Work will continue to tie in new water lines due to relocation efforts.

The Oak Hill Parkway is also continuing to move forward with a plan to temporarily move the intersection of Circle Drive and Highway 290 approximately ¼ mile to a location east of Thunderbird Road in the coming months. Some of the asphalt has already been laid in preparation of this relocation. The intersection will still operate with a traffic signal.

- The Travis County ESDs are collectively working with the Austin Fire Department to address concerns about the increasing cost of dispatching services. There is additional concern that dispatching services are also being paid by Travis County through their EMS Interlocal Agreement, so the County Executive for Emergency Services is also involved and facilitating conversations with his counterpart within Austin's City Management Offices.

Our average response time this month was 5:58 for all emergency incidents.

Our 90th percentile response time this month was 8:21 for all emergency incidents.

Our 50th percentile (median) response time this month was 5:23 for all emergency incidents.

